

REPORT OF THE MEMBERSHIP AND SUBSCRIPTION COMMITTEE*

The growth of the Society continues at a satisfactory pace. Two hundred and thirteen new members have been added to the rolls this year, ten old members have been reinstated, and, in addition, twenty-five applications are pending. As is usual each year, a number of members have allowed their memberships to lapse, and several resignations and deaths have occurred. However, despite these losses, the membership now totals 950 domestic and 325 foreign members, or a grand total of 1275.

While this number is a fairly impressive one, the Society is not serving as many individuals as it should. Many engineers, technicians, and others prominent in the industry are still not affiliated with the Society. Our task is to convince them of the advantages of membership in the Society, and the Committee requests the assistance of the members in this work.

The charts accompanying this report show the distribution of membership throughout the various states of the United States, and throughout the countries of the world. It will be observed that 37 states and 33 different countries are represented. New York State leads with 365 members. California follows with 180 members. Unfortunately, the distribution by localities is not well shown by the chart. For example, quite a large group of those who are active in the New York district reside in Pennsylvania and New Jersey; and many of those in the locality comprising Philadelphia and Camden reside in the two states, New Jersey and Pennsylvania.

As for the distribution of membership according to the three local sections of the Society, *viz.*, Atlantic Coast, Mid-West, and Pacific Coast, this distribution is determined by a division of the country into three sections by parallels of longitude drawn through points forty miles west of Cleveland and forty miles west of Denver.

Non-member subscriptions for the JOURNAL are likewise increasing, although at a much slower rate because the Society is primarily a

* Presented at the Fall, 1936, Meeting at Rochester, N. Y.

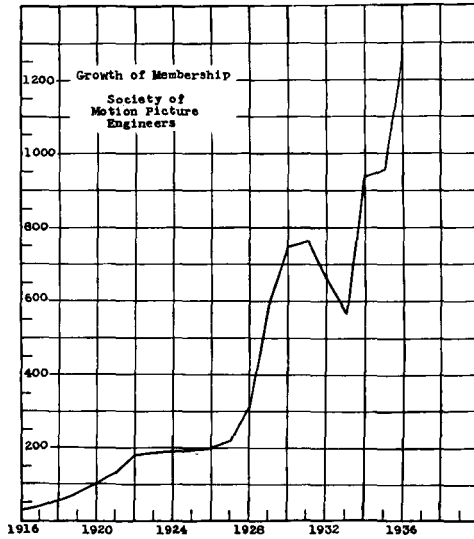


FIG. 1. Growth of membership.

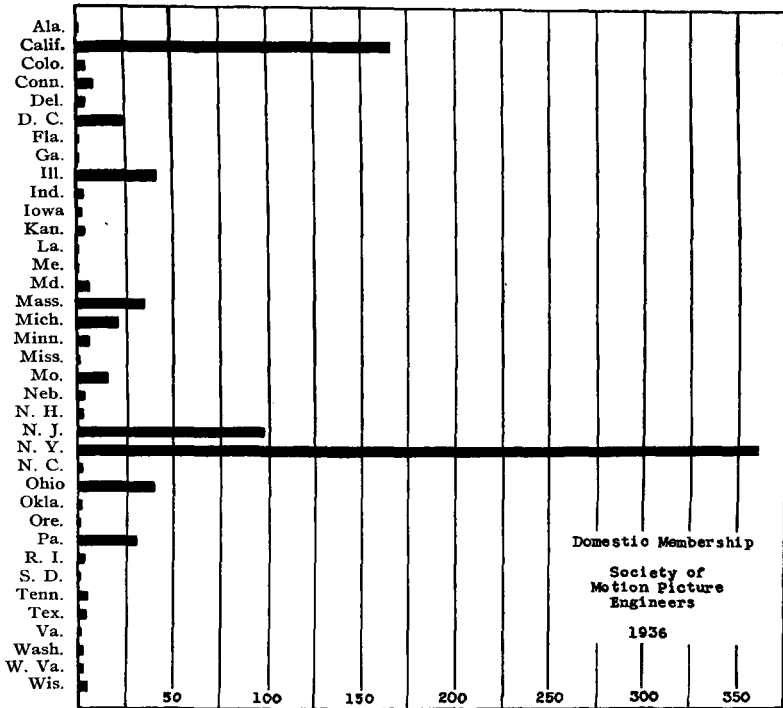


FIG. 2. Domestic membership.

membership organization. During the present year there have been 111 new subscriptions and 65 expirations, making a net increase of 46. During the past two years the number of subscriptions has increased by nearly 40 per cent. These subscriptions are taken mostly by public libraries and by the libraries of educational and large industrial institutions.

E. R. GEIB, *Chairman*

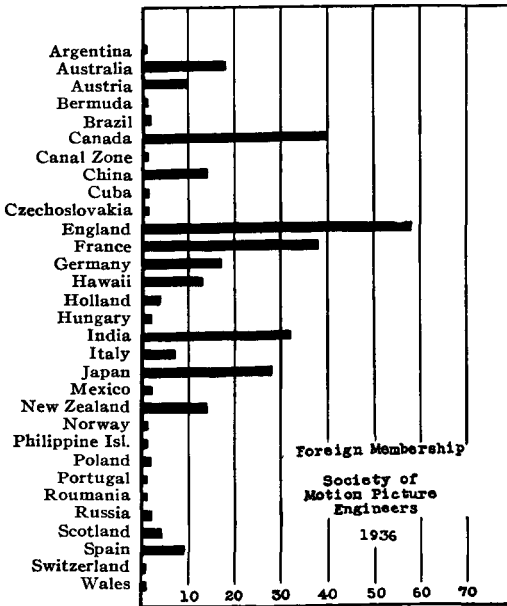


FIG. 3. Foreign Membership.