


Camera Mart and Steenbeck.



To do a great job, you need great editing equipment. That's why you need Steenbeck. And Camera Mart. It figures. Where else would you find a top name in editing equipment but at the top name in

equipment supplies? Camera Mart is Steenbeck's only N.Y. distributor. And we have it all. The models you need—either 16 or 35mm. And the arrangement that suits you best: rental, sales or leasing.

Camera Mart and Steenbeck—a terrific team.



The Camera Mart, Inc.

456 West 55th Street, New York, NY 10019 (212) 757-6977 Telex: 1-2078
Sales • Service • Rentals

BOOK REPORTS

Telecommunications Spatiales — Space Communications (Vol. I) Theoretical Bases. Masson Editeur, Paris, New York, Barcelona, Milano, Mexico, Rio de Janeiro (1982). (New York address: Masson Publishing USA Inc., 133 East 58th St., New York, N.Y. 10122)

This book may be considered one of the most up-to-date works concerning the theory of satellite communications. It is the collective opus of 45 prominent French experts in the field. The list of co-authors must represent, this reviewer is sure, a who's-who listing of that country's satellite designers. They belong to such important organizations as TDF (Télédiffusion de France), CNET (Centre National d'Etudes de Télécommunications), CNES (Centre National d'Etudes Spatiales), TRT (Télécommunications Radioélectriques et Téléphoniques), DTRE (Direction de Télécommunications des Réseaux Extérieurs), INTELSAT (Organisation Internationale des Télécommunications par Satellite), and Matra Espace.

The 13 chapters of the book start with a general presentation of the book's subject: description of the satellite communications system, and the different types of services and satellites. From there, the reader is taken to the movement of satellites, the laws that are applicable to the movements of artificial terrestrial satellites, the natural evolution of the orbit, and geostationary satellite eclipses. The maintenance of geostationary satellites in a fixed position and the strategies necessary to this effect are discussed in detail. Another chapter discusses antennas, guided and radiated energy, characteristic parameters, calculation of the field irradiated by an antenna, parabolic antennas, antenna networks, etc.

Chapters that follow describe each of the following topics: the spatial propagation of communications waves, noise in space communications, modulation procedures, problems of access to the satellite and to the terrestrial network, the reutilization of frequencies, calculation of the effects of nonlinearity, balance calculation of a spatial link, and consequences of the movements of a satellite in regard to its mission.

A final chapter discusses regulatory aspects. The seven topics of this last chapter are frequency bands allotted to communications satellites, electromagnetic compatibility among systems, protection of the orbit of geostationary satellites, protection of terrestrial transmission services against transmissions from spatial transmitters, mutual protection of terrestrial transmitters and "earth stations," mutual protection of space stations, and access to geostationary satellites.

A subject index and two most useful glossaries, French-English and English-French, complete the book.

DYNAMIC NEW DIMENSIONS IN VISUAL PRESENTATION —with General Electric Professional Large Screen TV Projection




IN TV PRODUCTION—General Electric color projector displays rear-screen program material, and can be used for unusual special effects.

General Electric professional large screen television projectors—displaying color or monochrome pictures up to 25 feet wide—bring new dimensions of presentation impact to a broad spectrum of applications.

A wide choice of new and improved color and monochrome models is available to meet specific requirements for television display applications, in standard or high brightness, for various scan standards.

The color projectors utilize General Electric's exclusive single optical path light valve. All color information is projected simultaneously in one light beam. This system eliminates time-consuming registration of three separate images which is required for all other color television projectors.

These projectors can display any size television picture from two feet to 25 feet wide, with high resolution and contrast over their full range of light output.



IN ENGINEERING—General Electric projector enlarges computer-assisted design graphic for the Engineering Society of Detroit.

Among the primary applications of the projectors are: **Medical and Dental Education.** Technique and procedural training.

Business. Sales meetings, industrial training, product presentations, real-time display of computer-generated data, satellite-transmitted conferences.

Aerospace and Defense. Situation displays, simulator training.


Public Presentations. Theatre television and closed-circuit TV events, overflow crowds.

Television Production. Backgrounds for news programs, special effects, data display, program previewing.

Call or write: General Electric Company, Projection Display Products Operation, Electronics Park, 6-206, Syracuse, NY 13221. Phone (315) 456-2152.



IN SALES—General Electric color TV projector dramatically displays new product highlights at Keepsake[®], Inc. annual meeting.



IN THE BOARD ROOM—At Mellon Bank, N.A., Pittsburgh, General Electric color projector displays computer data, graphs and information.

GENERAL  ELECTRIC

The book presents a wealth of useful, very detailed, and precise information to the reader. It is written in French and thus requires the reader's full attention. That, however, may well be worth the effort.

— Pablo Weinschenk-Taberner

Booklets, Brochures

Seven oscilloscopes are described in a four-color, eight-page brochure available from Leader Instruments Corp., 380 Oser Ave., Hauppauge, L.I., NY 11788. The new LBO-518 50-MHz oscilloscope is shown across two pages with controls captioned so that every function can be studied. Other oscilloscopes are described and illustrated. In addition to displaying all controls of the LBO-518, the brochure describes the operation and advantages of such features as calibrated delayed-sweep/dual-time base for measurement versatility, alternate triggering for viewing two signals unrelated in frequency, extremely high sensitivity, and variable holdoff, which permits stable displays of complex signals.


A brochure describing Magnetic tape maintenance equipment and providing information on maintenance techniques is available from Data Devices International, Inc., 20235 Bahama St., Chatsworth, CA 91311.

NEW PRODUCTS

Further information about these items can be obtained from the addresses given. As in the case of technical papers, the Society is not responsible for manufacturer's statements and publication of these items does not constitute endorsement of the products or services.

The FeRRIT (Ferro Recording and Reproducing Interlocking Transport) separate magnetic sound follower has been announced by Rank Cintel Ltd., Watton Road, Ware Herts SG12 OAE, England. The FeRRIT is a 16/17.5/35-mm record/replay machine designed for telecine, VTR, and sound-dubbing applications. The system incorporates a large-diameter, sprocketless capstan with 180° wrap-around. This arrangement eliminates the need for a pinch roller.

The FeRRIT is capable of interlocked operation with an MkIIIC telecine, which shuttles at 20-times normal speed with 16-mm film. The unit can lock to two-phase TTL pulses from a telecine and can synchronize with a 50-Hz or 60-Hz pilot tone, mains, or TV sync pulses. Six tracks



FeRRIT control panel

for replay or record/replay are available on 35-mm film and three on 16-mm. Provision is made for a pre-listen audio head which is switchable among all channels for cueing purposes.


A microprocessor-based control system for telecine called Prefix has been developed by Marconi Communications Systems, Marconi House, New Street, Chelmsford CM1 1PL, England. Optimum color reproduction is achievable using a pre-programmable system developed for use with the B3410 digital line-array telecine. Shot-by-shot control settings are optimized during a pre-run of the film and automatically stored. As the film is run, the stored data takes control, frame by frame to reproduce exactly the predetermined set-

VERSATILITY AND FEATURES

Complete a mix or wipe on a 6142 (or any of our switchers for that matter), and there is **ABSOLUTELY** no **COLOR CHANGE** or **HORIZONTAL SHIFT**, we mean just that, absolutely none. That is because the 6142 has a blanking processor which replaces the sync and burst on all incoming video signals with a constant amplitude internally generated signal, completely eliminating the continuous problems caused by small drifts in your cameras and TBC's. **You never know the value of a blanking processor until you own a switcher that does not have one.**

Model 6142
Price NTSC \$5245.
PAL \$6245.

DELIVERY WITHIN TWO WEEKS



- DISSOLVE TO AN EFFECT
- AUTOMATIC MIX AND WIPE
- BLINK/KEY EFFECTS

- LOOP THRU INPUTS
- PATTERN MODULATOR
- BLANKING PROCESSOR

- BLACK BURST OUTPUT
- DOUBLE RE-ENTRY
- BACK PORCH INPUT CLAMPS

The 6142 is an extremely stable and versatile switcher. A very useful feature is the program and the preview cross-fade. This permits a convenient dissolve from one camera to a previewed effect between two other cameras and then a dissolve to a previewed fourth camera.

CROSSPOINT LATCH CORP.

95 Progress Street • Union, N.J. 07083 • (201) 688-1510 • Telex 181160