

**Errata**

February, 1983 *Journal*, pp. 204-206.

Re: "Laboratory Techniques for Television Film" by Wilson Markle. The photographs were incorrectly captioned in this article. The correct captions should appear as follows:




Figure 1 (p. 204). Sensitometric analysis involves qualitative chemical analysis.




Figure 2 (p. 205). Electronic color analyzer is utilized to make judgments as to the color and density of each scene.





Figure 3 (p. 205). The punch-papered tape is loaded into the microprocessor-controlled printer.

**Reliable and High Quality Printers!**

(Above)  
High speed optical picture printer, model DHP-1A with liquid gate & support system




(Below)  
Optical sound reduction printer, model SS-5, for 35mm to 16mm or 16mm to S8

Since 1928



PRODUCTS: Various equipments for film shooting, animation, sound recording, printing, processing, editing etc.



**SEIKI COMPANY, LTD.**

No. 18-7, Hasunuma-cho, Itabashi-ku, Tokyo 174, Japan  
Phone: 965-4101 Cable Address: "SEIKISEI TOKYO"  
Telex: J32506 SEIKISEI

**UNPRECEDENT VERTICAL TYPE !!  
IT'S SHINKO'S VI-1000 THAT IS  
REAL ERASER !!**



Now, an real eraser is publicly required which completely erases recorded data for protecting copyright and secrecy. Any noise or signal is not reproduced from magnet tape erased by VI-1000 automatically controlled by EP-ROM

For information :

**Shinko**  
manufacturer

**SHINKO ELECTRIC CO., LTD.**

11-2, 4-Chome, Soto-Kanda Chiyoda-ku, TOKYO, 101 JAPAN  
PHONE:03-253-8741  
TELEX:J 32120 SHIMEX CABLE ADDRESS:CINE SHINKO